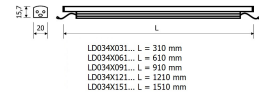


Dimensions

Product dimensions (mm) 20 x 1510 x 15,7

Scheme

Scheme



Product

Real power (W)	34,4
Real luminous flux (Lm)	2463
Luminous efficiency (Lm/W)	71
Beam angle (°)	60
Life time (h)	50000
IP	20
Electrical class insulation	Class 3
Photobiological risk	0 - Exempt
Operating temperature	from -20°C to 35°C
Electrical feeding	24 VDC

Control gear


Control gear Electronic Control Gear

Light source

Light source included	Yes
Light source	Led
Nominal power (W)	31,25
Colour temperature (K)	4000
CRI	80

Photometry

Photometry



Accessories

48/04 With terminals up to 4 mm² section.
To join 5 mm² silicone cable to 13 mm².

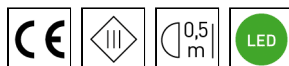
Small format LED linear luminaire from the TROLL family PerfiLED.

DESCRIPTION

Small format LED linear luminaire from the TROLL family PerfiLED setting an advanced and innovative thermal balance system through passive dissipation with stable colour temperature of 4000° K (neutral white) optimised to be used as indoor or outdoor lighting where environmental integration was a relevant requirement such as bathrooms, kitchen furniture, shelves or retro-illumination. Designed for wall or ceiling surface mounted. Body profile built in extruded aluminium with IP65 connectors finished in grey. Luminaire built-in an optical system based on a lens made of synthetic material with an angle beam of 60°. Luminaire sets a 31,25 W LED source with CRI higher than 85 % and a chromatic dispersion lower than 3 SMCD. Fixture has a luminous flux of 2463 Lm, with an efficiency of 71 Lm/W and a total consumption of 34,4 W. The average life for the luminaire is 50000 h (stabilised at a minimum flux of 70 % from the original). Luminaire is fed at 220-240V; 50/60 Hz. and needs a constant power auxiliary gear.

Item code	LD034715114011
Product type	IN
Category	Surface Linears
Family	Led Profile
Subfamily	Perfiled
Materials	Body profile built in extruded aluminium with IP65 connectors.
Optical system	Luminaire built-in an optical system based on a lens made of synthetic material.
Installation instructions	Luminaire designed for wall or ceiling surface mounted.

Pictograms



Picture



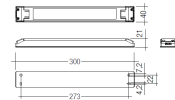
71/LD10024

96W Power supply driver from the Troll family Standard DriverP.

Picture




Scheme



71/LD15024

150W - Power supply 120-240Vac/24V.

Picture



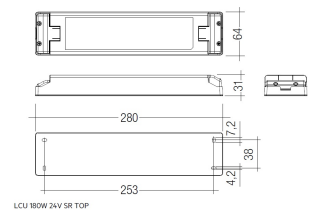
71/LD18024

180W Power supply driver from the Troll family Standard DriverP

Picture



Scheme



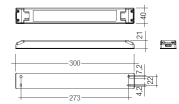
71/LD3524

**35W Power supply driver from the
Troll family Standard DriverP.**

Picture



Scheme



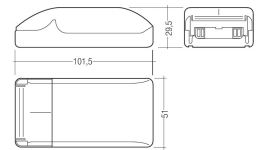
71/LD6024

**60W Power supply driver from the
Troll family Standard DriverP.**

Picture



Scheme



73/DLP

**Light dimming controler 12-24V.
On/Off Push, Dali, 0-10V, 1-10V.
(Master)**

Picture



73/DLS

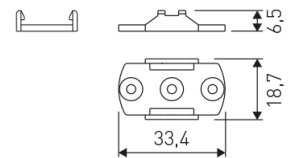
**Light dimming controler 12-24V.
On/Off Push, Dali, 0-10V, 1-10V.
(Slave)**

Picture



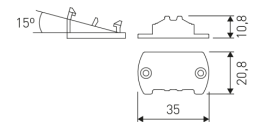
LD04400000001	30 cm cable with Female power supply connector.
LD04400000002	30 cm cable with Male power supply connector.
LD04400000003	30 cm interconnection cable with Male - Female.
LD044000000041	2 fixing plates.

Scheme



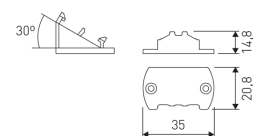
LD044000000042	15° - 2 fixing plates.
----------------	------------------------

Scheme



LD044000000043	30° - 2 fixing plates.
----------------	------------------------

Scheme



LD044000000044	45° - 2 fixing plates.
----------------	------------------------

Scheme

