

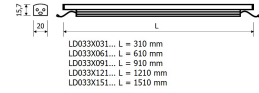


Dimensions

Product dimensions (mm) 20 x 310 x 15,7

Scheme

Scheme



Product

| | |
|-----------------------------|--------------------|
| Real power (W) | 5 |
| Real luminous flux (Lm) | 305 |
| Luminous efficiency (Lm/W) | 61 |
| Beam angle (°) | 60 |
| Life time (h) | 50000 |
| IP | 20 |
| Electrical class insulation | Class 3 |
| Photobiological risk | 0 - Exempt |
| Operating temperature | from -20°C to 35°C |
| Electrical feeding | 24 VDC |

Control gear


Control gear Electronic Control Gear

Light source

| | |
|------------------------|------|
| Light source included | Yes |
| Light source | Led |
| Nominal power (W) | 4,5 |
| Colour temperature (K) | 6500 |
| CRI | 80 |

Photometry

Photometry



Accessories

48/04 With terminals up to 4 mm² section.
To join 5 mm² silicone cable to 13 mm².

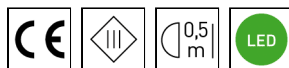
Small format LED linear luminaire from the TROLL family PerfileLED.

DESCRIPTION

Small format LED linear luminaire from the TROLL family PerfileLED setting an advanced and innovative thermal balance system through passive dissipation with stable colour temperature of 6500° (cold white) optimised to be used as indoor or outdoor lighting where environmental integration was a relevant requirement such as bathrooms, kitchen furniture, shelves or retro-illumination. Designed for wall or ceiling surface mounted. Body profile built in extruded aluminium with IP65 connectors finished in grey. Luminaire built-in an optical system based on a lens made of synthetic material with an angle beam of 60°. Luminaire sets a 4,5 W LED source with CRI higher than 85 % and a chromatic dispersion lower than 3 SMCD. Fixture has a luminous flux of 305 Lm, with an efficiency of 61 Lm/W and a total consumption of 5 W. The average life for the luminaire is 50000 h (stabilised at a minimum flux of 70 % from the original). Luminaire is fed at 220-240V; 50/60 Hz. and needs a constant power auxiliary gear.

| | |
|---------------------------|----------------------------------------------------------------------------------|
| Item code | LD033503114021 |
| Product type | IN |
| Category | Surface Linears |
| Family | Led Profile |
| Subfamily | Perfiled |
| Materials | Body profile built in extruded aluminium with IP65 connectors. |
| Optical system | Luminaire built-in an optical system based on a lens made of synthetic material. |
| Installation instructions | Luminaire designed for wall or ceiling surface mounted. |

Pictograms



Picture



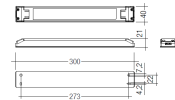
71/LD10024

96W Power supply driver from the Troll family Standard DriverP.

Picture



Scheme



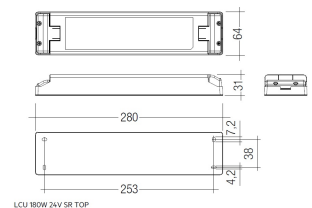
71/LD18024

180W Power supply driver from the Troll family Standard DriverP.

Picture



Scheme



71/LD3524

35W Power supply driver from the Troll family Standard DriverP.

Picture



Scheme



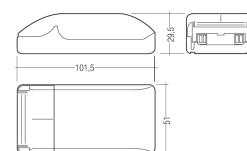
71/LD6024

60W Power supply driver from the Troll family Standard DriverP.

Picture



Scheme



73/DLP

Light dimming controller 12-24V.
On/Off Push, Dali, 0-10V, 1-10V.
(Master)

Picture



73/DLS

Light dimming controller 12-24V.
On/Off Push, Dali, 0-10V, 1-10V.
(Slave)

Picture



LD04400000001

30 cm cable with Female power
supply connector.

LD04400000002

30 cm cable with Male power supply
connector.

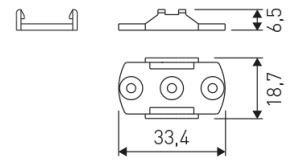
LD04400000003

30 cm interconnection cable with
Male - Female.

LD044000000041

2 fixing plates.

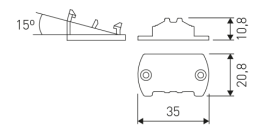
Scheme



LD04400000042

15° - 2 fixing plates.

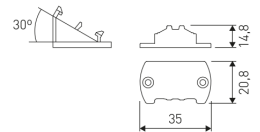
Scheme



LD04400000043

30° - 2 fixing plates.

Scheme



LD04400000044

45° - 2 fixing plates.

Scheme

