

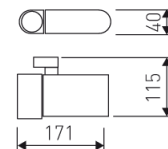


Dimensions

Product dimensions (mm)	40 x 171 x 115
Net weight (g)	402

Scheme

Scheme

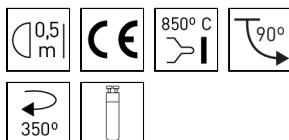


Spotlight from the TROLL family MiniLightpod.

DESCRIPTION

Spotlight from the TROLL family MiniLightpod optimised to be used as general & accent lighting for commercial areas shop-windows and different indoor spaces. Designed for Installation on the TROLL triphasic track. Body built in die-cast aluminium and polycarbonate finished in piano black. A head accessory setting optical group needed. Accessory built-in a high purity aluminium reflector with a tempered protection glass to offer an angle beam of. Luminaire sets a ball joint system which allows rotation 350° and tilting 90°. Use a 35 W HIT-TC-CE lightsource included with colour temperature. Luminaire Built in a ON/OFF electronic gear fed at 220-240V; 50/60 Hz.

Item code	899/35/94
Product type	IN
Category	Spotlights
Family	Lightpod
Subfamily	Minilightpod
Materials	Body built in die-cast aluminium and polycarbonate.
Optical system	A head accessory setting optical group needed. Accessory built-in a high purity aluminium reflector with a tempered protection glass.
Installation instructions	Luminaire designed for Installation on the TROLL triphasic track.

Pictograms

Product

Real power (W)	35
Beam angle (°)	10°, 25° ó 50°
IP	20
Electrical class insulation	Class 1
Electrical feeding	220..240V, 50/60Hz
Colour	Black

Control gear

Control gear included	Yes
Control gear	Electronic Control Gear

Light source

Light source included	Yes
Light source	Discharge
Lamp holder	GU6.5
Nominal power (W)	35
Nominal luminous flux (Lm)	3300
Average life time (h)	15000
Colour temperature (K)	3000
Diameter (mm)	13
Length (mm)	57

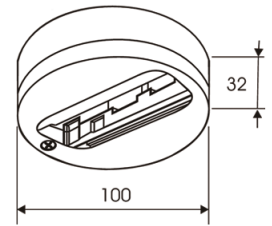
Accesories

2427/33	Surface base for spotlights with tree-phase adapter.
---------	--

Picture



Scheme



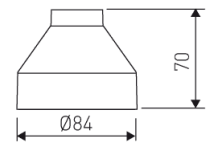
MC/899/94

25° - Cylindrical reflector with protective glass.

Picture



Scheme



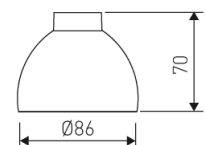
ME/899/94

25° - Spherical reflector with protective glass.

Picture



Scheme



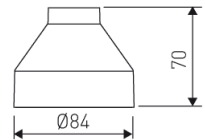
SC/899/94

10° - Cylindrical reflector with protective glass.

Picture



Scheme



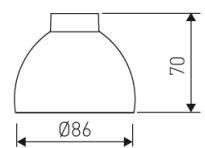
SE/899/94

10° - Spherical reflector with protective glass.

Picture



Scheme



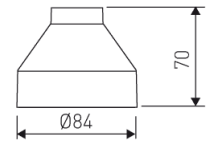
WC/899/94

50° - Cylindrical reflector with protective glass.

Picture



Scheme



WE/899/94

50° - Spherical reflector with protective glass.

Picture



Scheme

