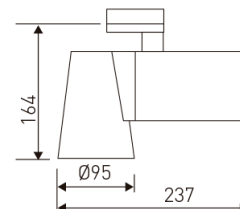




Dimensions

Product dimensions (mm)	95 x 237 x 164
Net weight (g)	1059
Gross weight (Kg)	1,2

Scheme

Scheme


Product

Real power (W)	14
Real luminous flux (Lm)	1114
Luminous efficiency (Lm/W)	79,6
Beam angle (°)	40
Life time (h)	50000
IP	20
Electrical class insulation	Class 1
Operating temperature	from -20°C to 35°C
Electrical feeding	220..240V, 50/60Hz
Colour	White
Energy efficiency class	A

Control gear

Control gear included	Yes
Control gear	Electronic Control Gear
Factor de potencia	0,98

Light source

Light source included	Yes
Light source	Led
Nominal power (W)	13
Nominal luminous flux (Lm)	1700
Average life time (h)	50000
Colour temperature (K)	4000
Colour consistency (SDCM)	3
CRI	90

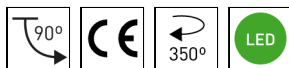
Photometry

Spotlight from the TROLL family Lightpod.

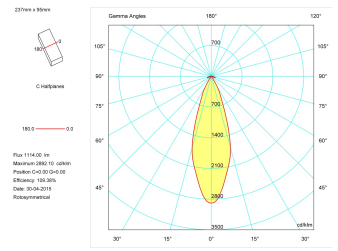
DESCRIPTION

Spotlight from the TROLL family Lightpod setting an advanced and innovative thermal balance system through passive dissipation with stable colour temperature of 4000° K (neutral white) optimised to be used as general & accent lighting for commercial areas shop-windows and different indoor spaces. Designed for Installation on the TROLL triphasic track. Body built in die-cast aluminium and polycarbonate finished in white. Luminaire built-in a reflector made of high purity aluminium with an angle beam of 40°. Luminaire sets a 13 W LED source with CRI higher than 90 % and a chromatic dispersion lower than 3 SMCD. Luminaire sets a ball joint system which allows rotation 350° and tilting 90°. Fixture has a luminous flux of 1114 Lm, with an efficiency of 79,6 Lm/W and a total consumption of 14 W. The average life for the luminaire is 50000 h (stabilised at a minimum flux of 70 % from the original). Luminaire built-in an auxiliary gear ON/OFF fed at 220-240V; 50/60 Hz.

Item code	898/29440/33
Product type	IN
Category	Spotlights
Family	Lightpod
Subfamily	Lightpod Led
Materials	Body built in die-cast aluminium and polycarbonate.
Optical system	Luminaire built-in a reflector made of high purity aluminium.
Installation instructions	Luminaire designed for Installation on the TROLL triphasic track.

Pictograms


Photometry



Accessories

2427/33

Surface base for spotlights with tree-phase adapter.

Picture



Scheme

