

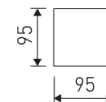


**Dimensions**

Product dimensions (mm)	95 x 1500 x 95
Gross weight (Kg)	19

**Scheme**

Scheme



14W L=900  
18W L= 1200  
22W L= 1500

**1500 mm length LED linear luminaire, middle module for continuous lines construction from the TROLL family Online.**

**DESCRIPTION**

1500 mm length LED linear luminaire, middle module for continuous lines construction from the TROLL family Online setting an advanced and innovative thermal balance system through passive dissipation with stable colour temperature of 4000° K (neutral white) optimised to be used as general lighting of offices, schools, commercial areas or architectural spaces. Designed for ceiling surface mounted or suspended. Luminaire body built in extruded aluminium finished in grey. Luminaire built-in a double parabolic louver made of bright darklight aluminium with an angle beam of 100°. Luminaire sets a 22,5W W LED source with CRI higher than 85 % and a chromatic dispersion lower than 3 SMCD. Luminaire UGR<19. Fixture has a luminous flux of 1785 Lm, with an efficiency of 68,7 Lm/W and a total consumption of 26 W. The average life for the luminaire is 60000 h (stabilised at a minimum flux of 70 % from the original). Luminaire built-in an auxiliary gear Dimmable 1-10V fed at 220-240V; 50/60 Hz.

Item code	48M5/L1584D/21
Product type	IN
Category	Surface Linears
Family	Online
Subfamily	Online-L
Materials	Luminaire body built in extruded aluminium.
Optical system	Luminaire built-in a double parabolic louver made of bright darklight aluminium.
Installation instructions	Luminaire designed for ceiling surface mounted or suspended.

Pictograms



**Product**

Real power (W)	26
Real luminous flux (Lm)	1785
Luminous efficiency (Lm/W)	68,7
Beam angle (°)	75
Life time (h)	60000
IP	20
Electrical class insulation	Class 1
Operating temperature	from -20°C to 35°C
Electrical feeding	220..240V, 50/60Hz
Colour	Grey
Energy efficiency class	A

**Control gear**

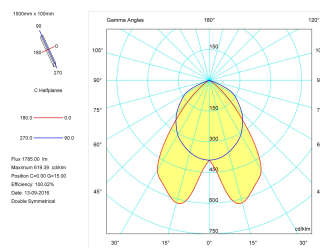
Control gear included	Yes
Control gear	1-10V Dimmable Electronic Control Gear
Factor de potencia	0,97

**Light source**

Light source included	Yes
Light source	Led
Nominal power (W)	22
Nominal luminous flux (Lm)	3300
Colour temperature (K)	4000
Colour consistency (SDCM)	3
CRI	80

**Photometry**

**Photometry**



**Accessories**

138D/510/21

Suspension with connection - 5 poles.

Picture



48/1200/21

End section 1200mm.

Picture



48/1500/21

End section 1500mm.

Picture

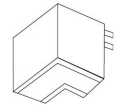


48/501/21

90° elbow.

---

Picture



---

48/507/21

End covers

---

Picture



---

48M/511/21

Steel suspension cable (for double module).