




---

**Dimensions**

Product dimensions (mm)	1340 x 2000 x 60
Net weight (g)	39000

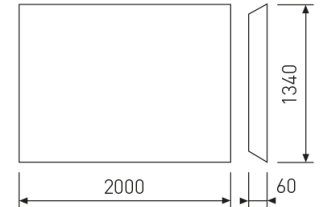
---

**Scheme**


---

 Scheme
 

---




---

**Product**

Real power (W)	364
Real luminous flux (Lm)	13800
Luminous efficiency (Lm/W)	37,9
Beam angle (°)	106
Life time (h)	50000
IP	20
Electrical class insulation	Class 1
Photobiological risk	0 - Exempt
Operating temperature	from -20°C to 35°C
Electrical feeding	220..240V, 50/60Hz
Colour	White
Energy efficiency class	A

---

**Control gear**

Control gear included	Yes
Control gear	DALI Dimmable Electronic Control Gear
Factor de potencia	0,95

---

**Light source**

Light source included	Yes
Light source	Led
Nominal power (W)	327
Nominal luminous flux (Lm)	30240
Colour temperature (K)	3000
Colour consistency (SDCM)	3
CRI	80

---

**Photometry**


---

## Big format architectural luminaire from the TROLL family Flying Surface.


---

**DESCRIPTION**

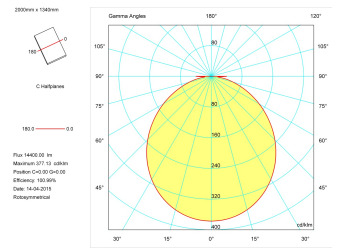
Big format architectural luminaire from the TROLL family Flying Surface setting an advanced and innovative thermal balance system through passive dissipation with stable colour temperature of 3000° K (warm white) optimised to be used as general lighting of commercial or domestic areas, as well as contract spaces where aesthetic and design were a relevant requirement. Designed for wall or ceiling surface mounted. Luminaire body built in stainless steel with reflectors elements as enhancers finished in white. Luminaire built-in an diffuser made of synthetic material plus textile with an angle beam of 110°. Luminaire sets a 226 W LED source with CRI higher than 80 % and a chromatic dispersion lower than 3 SMCD. Fixture has a luminous flux of 13800 Lm, with an efficiency of 37,9 Lm/W and a total consumption of 364 W. The average life for the luminaire is 50000 h (stabilised at a minimum flux of 70 % from the original). Luminaire built-in an auxiliary gear DALI dimmable fed at 220-240V; 50/60 Hz.

Item code	47/L2083DD/33
Product type	IN
Category	Architectural
Family	Flying Surface
Subfamily	Flying S. Led
Materials	Luminaire body built in stainless steel with reflectors elements as enhancers.
Optical system	Luminaire built-in a diffuser made of synthetic material plus textile.
Installation instructions	Luminaire designed for wall or ceiling surface mounted.

---

**Pictograms**


Photometry



Accessories

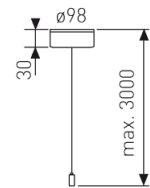
47/01/33

**Suspension cable (max. 3 metres).  
Height regulating pieces in stainless steel and white fleuron.**

Picture



Scheme



47/02/33

**Alignment tracks to attach to modular ceilings.**

Picture

