

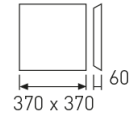


Dimensions

Product dimensions (mm)	370 x 370 x 60
Net weight (g)	2600

Scheme

Scheme



Product

Real power (W)	11
Real luminous flux (Lm)	400
Luminous efficiency (Lm/W)	36,4
Beam angle (°)	106
Life time (h)	50000
IP	20
Electrical class insulation	Class 1
Photobiological risk	0 - Exempt
Operating temperature	from -20°C to 35°C
Electrical feeding	220..240V, 50/60Hz
Colour	White
Energy efficiency class	A

Control gear

Control gear included	Yes
Control gear	DALI Dimmable Electronic Control Gear
Factor de potencia	0,95

Light source

Light source included	Yes
Light source	Led
Nominal power (W)	9,9
Nominal luminous flux (Lm)	880
Colour temperature (K)	3000
Colour consistency (SDCM)	3
CRI	80

Photometry

Big format architectural luminaire from the TROLL family Flying Surface.

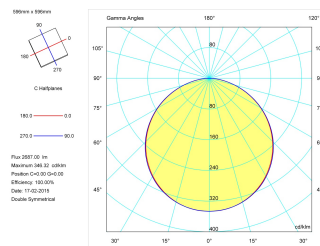
DESCRIPTION

Big format architectural luminaire from the TROLL family Flying Surface setting an advanced and innovative thermal balance system through passive dissipation with stable colour temperature of 3000° K (warm white) optimised to be used as general lighting of commercial or domestic areas, as well as contract spaces where aesthetic and design were a relevant requirement. Designed for wall or ceiling surface mounted. Luminaire body built in stainless steel with reflectors elements as enhancers finished in white. Luminaire built-in an diffuser made of synthetic material plus textile with an angle beam of 110°. Luminaire sets a 11 W LED source with CRI higher than 80 % and a chromatic dispersion lower than 3 SMCD. Fixture has a luminous flux of 400 Lm, with an efficiency of 36,4 Lm/W and a total consumption of 11 W. The average life for the luminaire is 50000 h (stabilised at a minimum flux of 70 % from the original). Luminaire built-in an auxiliary gear DALI dimmable fed at 220-240V; 50/60 Hz.

Item code	47/L0383DD/33
Product type	IN
Category	Architectural
Family	Flying Surface
Subfamily	Flying S. Led
Materials	Luminaire body built in stainless steel with reflectors elements as enhancers.
Optical system	Luminaire built-in a diffuser made of synthetic material plus textile.
Installation instructions	Luminaire designed for wall or ceiling surface mounted.

Pictograms


Photometry



Accessories

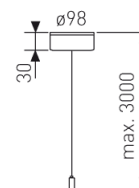
47/01/33

**Suspension cable (max. 3 metres).
Height regulating pieces in stainless steel and white fleuron.**

Picture



Scheme



47/02/33

Alignment tracks to attach to modular ceilings.

Picture

