

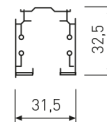


## Dimensions

Product dimensions (mm)	31,5 x 2000 x 32,5
-------------------------	--------------------

## Scheme

Scheme



## Product

IP	20
Electrical class insulation	Class 1
Electrical feeding	100..240V, 50/60Hz
Colour	White

## Control gear

## Accessories

2400/33	End cover.
---------	------------

## Picture



## Scheme




2401/01/33

Left.

## Surface triphasic track L: 2000mm

## DESCRIPTION

2 m. electrified triphasic track from the TROLL family Trifásico. Designed for wall or ceiling surface mounted as well as hanging. Body made of extruded aluminium setting copper wires imbeded in PVC profile and finished in white.

Item code	2420/200/33
Product type	IN
Category	Tracklights
Family	Tracks
Subfamily	Trifásico
Pictograms	

Picture



Scheme



2401/02/33

Right.

Picture



Scheme



2402/33

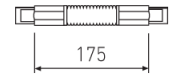
Flexible connector.

Picture



---

Scheme



---

2403/10/33

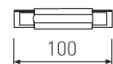
Continuity connector with connection.

Picture



---

Scheme



---

2403/33

Continuity connector.

Picture



---

Scheme



---

2407/01/33

Left "T" connector, option of connection.

Picture



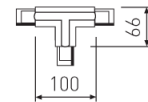
2407/02/33

Right "T" connector, option of connection.

Picture



Scheme



2407/03/33

Right "T" connector, option of connection.

Picture



2407/04/33

Left "T" connector, option of connection.

Picture



2408/01/33

Left "L" connector, option of connection.

Picture



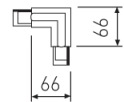
2408/02/33

Right "L" connector, option of connection.

Picture



Scheme



2409/33

"+" connector, option of connection.

Picture



Scheme



2413/00

Fastening directly to the ceiling.

Picture



Scheme



2417/33

Adaptor with cable.

Picture



Scheme



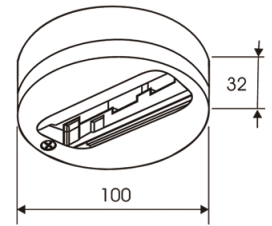
2427/33

Surface base for spotlights with three-phase adapter.

Picture



Scheme



2431/00

Suspension clamp.

Picture



Scheme



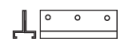
2432/00

Reinforced suspension clamp.

Picture



Scheme



L=182 mm

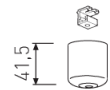
2434/33

Ceiling rose fastening.

Picture



Scheme



2435/00

M6 threaded stem.

Picture



Scheme



L=2000mm

2438/00

M6 nut.

Picture





---

Scheme



---

2439/00

M6 adjustment sleeve.

---

Picture



---

Scheme



---

2440/00

Cable suspension.

---

Picture



---

Scheme



L=1500mm

---

2441/00

Bending tool.

Picture



Scheme



447/100/33

Universal adaptor for 3-phase track.  
Built-in electronic transformer 12V  
100VA.

Picture



Scheme

