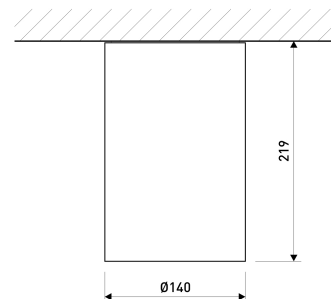


#### Dimensions

Product dimensions (mm)	ø140 x 219
Packing dimensions (mm)	180 x 330 x 150
Net weight (g)	1700
Gross weight (Kg)	1,9

#### Scheme




##### Scheme



## Surface mounted downlight with neutral aesthetic from the TROLL family PIPE.

#### DESCRIPTION

Surface mounted downlight with neutral aesthetic from the TROLL family PIPE setting an advanced and innovative thermal balance system through passive dissipation with stable colour temperature of 4000° K (neutral white) optimised to be used as general lighting of commercial or domestic areas, as well as contract spaces where aesthetic or design require a non recessed luminaire. Luminaire designed for surface ceiling installation. Luminaire body built in extruded aluminium finished in white Luminaire built-in a high efficiency reflector made of synthetic material aluminized in high vacuum plus a transparent diffuser to provide protection and an angle beam of 24°. Luminaire sets a 31,5 W LED source with CRI higher than 90 % and a chromatic dispersion lower than 3 SMCD. Fixture has a luminous flux of 3464 Lm, with an efficiency of 96,2 Lm/W and a total consumption of 36 W. The average life for the luminaire is 50000 h (stabilised at a minimum flux of 70 % from the original). Luminaire built-in an auxiliary gear ON/OFF fed at 220-240V; 50/60 Hz.

Item code	11.1803.3421.63
Product type	IN
Category	Surface Downlights
Family	Pipe
Subfamily	Pipe
Materials	Luminaire body built in extruded aluminium.
Optical system	Luminaire built-in a high efficiency reflector made of synthetic material aluminized in high vacuum plus a transparent diffuser to provide protection.
Installation instructions	Luminaire designed for surface ceiling installation.
Pictograms	  

#### Product

Real power (W)	36
Real luminous flux (Lm)	3464
Luminous efficiency (Lm/W)	96,2
Beam angle (°)	24
Life time (h)	50000
IP	20
Electrical class insulation	Class 1
Operating temperature	from -20°C to 35°C
Electrical feeding	220..240V, 50/60Hz
Colour	Ceramic white
Energy efficiency class	A+

#### Control gear

Control gear included	Yes
Control gear	Electronic Control Gear

#### Light source

Light source included	Yes
Light source	Led
Nominal power (W)	31,5
Nominal luminous flux (Lm)	4300
Average life time (h)	50000
Colour temperature (K)	4000
Current (mA)	900
Colour consistency (SDCM)	3
CRI	90

#### Photometry

Photometry

Diam=140mm



Semiplanos C

180° — 0.0

Flujo: 3463.76 lm  
Máximo: 3786.67 cd/klm  
Posición C=0.00 C=0.00  
Rendimiento: 100.00%  
Fecha: 11/03/2019  
Rotosimétrico

