


---

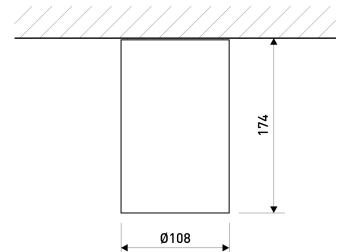
**Dimensions**

Product dimensions (mm)	ø108 x 174
Packing dimensions (mm)	135 x 260 x 110
Net weight (g)	1100
Gross weight (Kg)	1,25

---

**Scheme**


---

**Scheme**






---

## Surface mounted downlight with neutral aesthetic from the TROLL family PIPE.

---

**DESCRIPTION**

Surface mounted downlight with neutral aesthetic from the TROLL family PIPE setting an advanced and innovative thermal balance system through passive dissipation with stable colour temperature of 4000° K (neutral white) optimised to be used as general lighting of commercial or domestic areas, as well as contract spaces where aesthetic or design require a non recessed luminaire. Luminaire designed for surface ceiling installation. Luminaire body built in extruded aluminium finished in white Luminaire built-in a high efficiency reflector made of synthetic material aluminized in high vacuum plus a transparent diffuser to provide protection and an angle beam of 24°. Luminaire sets a 25 W LED source with CRI higher than 90 % and a chromatic dispersion lower than 3 SMCD. Fixture has a luminous flux of 2825 Lm, with an efficiency of 105 Lm/W and a total consumption of 27 W. The average life for the luminaire is 50000 h (stabilised at a minimum flux of 70 % from the original). Luminaire built-in an auxiliary gear ON/OFF fed at 220-240V; 50/60 Hz.

Item code	11.1803.2421.63
Product type	IN
Category	Surface Downlights
Family	Pipe
Subfamily	Pipe
Materials	Luminaire body built in extruded aluminium.
Optical system	Luminaire built-in a high efficiency reflector made of synthetic material aluminized in high vacuum plus a transparent diffuser to provide protection.
Installation instructions	Luminaire designed for surface ceiling installation.
Pictograms	  

---

**Product**

Real power (W)	27
Real luminous flux (Lm)	2825
Luminous efficiency (Lm/W)	105
Beam angle (°)	24
Life time (h)	50000
IP	20
Electrical class insulation	Class 1
Operating temperature	from -20°C to 35°C
Electrical feeding	220..240V, 50/60Hz
Colour	White
Energy efficiency class	A+

---

**Control gear**

Control gear included	Yes
Control gear	Electronic Control Gear

---

**Light source**

Light source included	Yes
Light source	Led
Nominal power (W)	25
Nominal luminous flux (Lm)	3250
Average life time (h)	50000
Colour temperature (K)	4000
Current (mA)	700
Colour consistency (SDCM)	3
CRI	90

---

**Photometry**

Photometry

Diam:108mm



Semiplanos C

180 0 — 0.0

Flujo 3825,45 lm  
Máximo 3721,66 cd/klm  
Potencia C=0,00 C=0,00  
Rendimiento: 100,01%  
Fecha: 07/05/2019  
Rotosimétrico

