


---

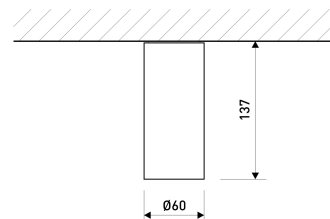
**Dimensions**

Product dimensions (mm)	ø60 x 137
Packing dimensions (mm)	70 x 260 x 110
Net weight (g)	400
Gross weight (Kg)	0,5

---

**Scheme**


---

**Scheme**






---

## Surface mounted downlight with neutral aesthetic from the TROLL family PIPE.

---

**DESCRIPTION**

Surface mounted downlight with neutral aesthetic from the TROLL family PIPE setting an advanced and innovative thermal balance system through passive dissipation with stable colour temperature of 4000° K (neutral white) optimised to be used as general lighting of commercial or domestic areas, as well as contract spaces where aesthetic or design require a non recessed luminaire. Luminaire designed for surface ceiling installation. Luminaire body built in extruded aluminium finished in black Luminaire built-in a high efficiency reflector made of synthetic material aluminized in high vacuum plus a transparent diffuser to provide protection and an angle beam of 24°. Luminaire sets a 7 W LED source with CRI higher than 90 % and a chromatic dispersion lower than 3 SMCD. Fixture has a luminous flux of 799 Lm, with an efficiency of 89,0 Lm/W and a total consumption of 9 W. The average life for the luminaire is 50000 h (stabilised at a minimum flux of 70 % from the original). Luminaire built-in an auxiliary gear ON/OFF fed at 220-240V; 50/60 Hz.

Item code	11.1803.1421.04
Product type	IN
Category	Surface Downlights
Family	Pipe
Subfamily	Pipe
Materials	Luminaire body built in extruded aluminium.
Optical system	Luminaire built-in a high efficiency reflector made of synthetic material aluminized in high vacuum plus a transparent diffuser to provide protection.
Installation instructions	Luminaire designed for surface ceiling installation.
Pictograms	  

---

**Product**

Real power (W)	9
Real luminous flux (Lm)	799
Luminous efficiency (Lm/W)	89,0
Beam angle (°)	24
Life time (h)	50000
IP	20
Electrical class insulation	Class 1
Operating temperature	from -20°C to 35°C
Electrical feeding	220..240V, 50/60Hz
Colour	Black
Energy efficiency class	A+

---

**Control gear**

Control gear included	Yes
Control gear	Electronic Control Gear

---

**Light source**

Light source included	Yes
Light source	Led
Nominal power (W)	7
Nominal luminous flux (Lm)	960
Average life time (h)	50000
Colour temperature (K)	4000
Current (mA)	200
Colour consistency (SDCM)	3
CRI	90

---

**Photometry**

Photometry

Diam=60mm



Semiplanos C

180 0 — 0.0

Flujo 798.64 lm  
Máximo 3212.77 cd/klm  
Posición C=0.00 C=0.00  
Rendimiento: 100.01%  
Fecha: 12/03/2019  
Rotométrico

