




---

**Dimensions**


---

Product dimensions (mm)	Ø60 x 300
Net weight (g)	1000

---

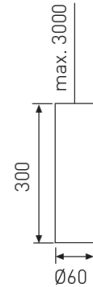


---

**Scheme**


---

Scheme




---

## Decorative and minimalist luminaire with neutral aesthetic from the TROLL family Tubular LED.

---



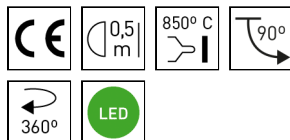
---

**DESCRIPTION**

Decorative and minimalist luminaire with neutral aesthetic from the TROLL family Tubular LED setting an advanced and innovative thermal balance system through passive dissipation with stable colour temperature of 2700° K (warm white) optimised to be used as general lighting of commercial or domestic areas, as well as contract spaces where aesthetic and design were a relevant requirement. Designed for Ceiling suspended installation. Luminaire body built in extruded aluminium finished in anthracite with black interior Luminaire built-in an high purity aluminium reflector with tempered protection glass with an angle beam of 24°. Luminaire sets a 7 W LED source with CRI higher than 85 % and a chromatic dispersion lower than 3 SMCD. Fixture has a luminous flux of 803 Lm, with an efficiency of 100,4 Lm/W and a total consumption of 8 W. The average life for the luminaire is 50000 h (stabilised at a minimum flux of 70 % from the original). Luminaire built-in an auxiliary gear ON/OFF fed at 220-240V; 50/60 Hz.

Item code	11.1645.2221.22
Product type	IN
Category	Surface Downlights
Family	Tubular-S
Subfamily	Tubular P
Materials	Luminaire body built in extruded aluminium.
Optical system	Luminaire built-in a high purity aluminium reflector with tempered protection glass.
Installation instructions	Luminaire designed for Ceiling suspended installation.

---

**Pictograms**



---

**Product**


---

Real power (W)	8
Real luminous flux (Lm)	803
Luminous efficiency (Lm/W)	100,4
Beam angle (°)	24
Life time (h)	50000
IP	20
Electrical class insulation	Class 1
Operating temperature	from -20°C to 35°C
Electrical feeding	220..240V, 50/60Hz
Colour	Anthracite
Energy efficiency class	A+

---

**Control gear**


---

Control gear included	Yes
Control gear	Electronic Control Gear
Factor de potencia	0,99

---

**Light source**


---

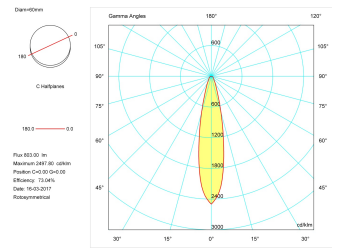
Light source included	Yes
Light source	Led
Nominal power (W)	7
Nominal luminous flux (Lm)	850
Colour temperature (K)	2700
Colour consistency (SDCM)	3
CRI	90

---

**Photometry**


---

**Photometry**



**Accessories**

11.1645.0001.22	On-Off base area
11.1645.0002.22	On-Off half-surface area