

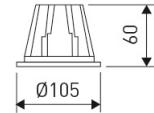


Dimensions

Product dimensions (mm)	ø105 x 60
Net weight (g)	700
Drilling hole (mm)	ø95

Scheme

Scheme



Product

Real power (W)	9,2
Real luminous flux (Lm)	758
Luminous efficiency (Lm/W)	82,4
Beam angle (°)	80
Life time (h)	50000
IP	54/20
Electrical class insulation	Class 2
Operating temperature	from -20°C to 35°C
Electrical feeding	220..240V, 50/60Hz
Colour	White
Energy efficiency class	A

Control gear

Control gear included	Yes
Control gear	1-10V Dimmable Electronic Control Gear
Factor de potencia	0,98

Light source




Light source included	Yes
Light source	Led
Nominal power (W)	8
Nominal luminous flux (Lm)	1000
Colour temperature (K)	4000
Colour consistency (SDCM)	5
CRI	80

Photometry

Round format fix downlight from the TROLL family Beryl.

DESCRIPTION

Round format fix downlight from the TROLL family Beryl setting an advanced and innovative thermal balance system through passive dissipation with stable colour temperature of 4000° K (neutral white) optimised to be used as general indoor lighting for offices, hospitals commercial areas or residential & contract spaces. Designed for ceiling recessed installation. Luminaire body built in die-cast aluminium with matt polycarbonate frontal diffuser finished in white. Optical group is IP54 on the visible frontal area. Luminaire built-in a Polycarbonate opal diffuser with an angle beam of 80°. Luminaire sets a 10 W LED source with CRI higher than 80 % and a chromatic dispersion lower than 5 SMCD. Fixture has a luminous flux of 758 Lm, with an efficiency of 82,4 Lm/W and a total consumption of 9,2 W. The average life for the luminaire is 50000 h (stabilised at a minimum flux of 70 % from the original). Luminaire built-in an auxiliary gear Dimmable 1-10V fed at 220-240V; 50/60 Hz.

Item code	11.1546.4100.33
Product type	IN
Category	Recessed Downlights
Family	Beryllid O
Subfamily	Beryl
Materials	Luminaire body built in die-cast aluminium with matt polycarbonate frontal diffuser.
Optical system	Luminaire built-in a Polycarbonate opal diffuser.
Installation instructions	Luminaire designed for ceiling recessed installation.
Pictograms	  

Photometry

