




---

**Dimensions**

Product dimensions (mm)	ø110 x 190
Packing dimensions (mm)	227 x 157 x 145
Net weight (g)	750
Gross weight (Kg)	0,951
Drilling hole (mm)	Ø104

---

**Product**

Real power (W)	22
Real luminous flux (Lm)	1350/ 1270/1210
Luminous efficiency (Lm/W)	62
Beam angle (°)	10°/25°/50°
Life time (h)	50000
IP	20
Electrical class insulation	Class 1
Operating temperature	from -20 °C to 35 °C
Electrical feeding	220..230V, 50/60Hz
Energy efficiency class	A

---

**Control gear**

Control gear included	Yes
Control gear	Electronic Control Gear
Factor de potencia	0,95
Harmonic distortion (%)	< 20

---

**Light source**

Light source included	Yes
Light source	Led
Nominal power (W)	21
Nominal luminous flux (Lm)	1750
Average life time (h)	50000
Colour temperature (K)	4000
Colour consistency (SDCM)	3
CRI	80

---

**Options**

Led engine  
1224



11.0000.0000.00




---

**Fixed circular Luminaire DOWNLIGHT from family BRIM by TROLL.**


---

**DESCRIPTION**

Adjustable round downlight from the TROLL family Brim setting an advanced and innovative thermal balance system through passive dissipation with stable colour temperature of 4000° K (cold white) optimised to be used as general & accent lighting for commercial areas shop-windows and different indoor spaces. Designed for ceiling recessed installation. Luminaire body built in die-cast aluminium finished in white. Luminaire is IP20. Luminaire built-in a primary reflector made of high purity aluminium plus an antiglare cone with an angle beam of 15°, 25° ó 50°. Luminaire sets a 21 W LED source with CRI higher than 85 % and a chromatic dispersion lower than 3 SMCD. Fixture has a luminous flux of 1350/ 1270/1210 Lm, with an efficiency of 62 Lm/W and a total consumption of 22 W. The average life for the luminaire is 50000 h (established at a minimum flux of 70 % from the original). Luminaire built-in an auxiliary gear ON/OFF fed at 220-240V; 50/60 Hz.

Item code	11.1224.XX00.XX
Product type	IN
Category	Recessed Downlights
Family	Brim
Subfamily	Brim T2 Cono
Materials	Luminaire body built in die-cast aluminium.
Optical system	Luminaire built-in a primary reflector made of high purity aluminium plus an antiglare cone.
Installation instructions	Luminaire designed for ceiling recessed installation.
Pictograms	  

---

Reflectors

10 = 10°  
25 = 25°  
50 = 50°



11.■■■■■.■■■■.■■

---

Cone reflector

00.02 = Golden cone  
00.04 = Black cone  
00.21 = Grey cone  
00.33 = White cone



11.■■■■■.■■■■.■■

---

Accessories

11.1200.0001.00

Protection glass.

11.1200.0003.00

Anti glare honeycomb.