



#### Dimensions

Product dimensions (mm)	ø110 x 211
Packing dimensions (mm)	227 x 157 x 145
Net weight (g)	750
Gross weight (Kg)	0,951
Drilling hole (mm)	Ø104

#### Product

Real power (W)	31
Real luminous flux (Lm)	1965/2010/2123
Luminous efficiency (Lm/W)	68
Beam angle (°)	10°/25°/50°
Life time (h)	50000
IP	20
Electrical class insulation	Class 1
Operating temperature	from -20 °C to 35 °C
Electrical feeding	220..230V, 50/60Hz
Energy efficiency class	A

#### Control gear

Control gear included	Yes
Control gear	Electronic Control Gear
Factor de potencia	0,95
Harmonic distortion (%)	< 20

#### Light source

Light source included	Yes
Light source	Led
Nominal power (W)	31
Nominal luminous flux (Lm)	2800
Average life time (h)	50000
Colour temperature (K)	3000
Colour consistency (SDCM)	3
CRI	80

#### Options

Led engine  
1221






11.0000.0000.00

## Fixed circular Luminaire DOWNLIGHT from family BRIM by TROLL.

#### DESCRIPTION

Adjustable round downlight from the TROLL family Brim setting an advanced and innovative thermal balance system through passive dissipation with stable colour temperature of 3000° K (warm white) optimised to be used as general & accent lighting for commercial areas shop-windows and different indoor spaces. Designed for ceiling recessed installation. Luminaire body built in die-cast aluminium finished in white. Luminaire is IP20. Luminaire built-in a primary reflector made of high purity aluminium plus an antiglare cone with an angle beam of 15°, 25° ó 50°. Luminaire sets a 31 W LED source with CRI higher than 85 % and a chromatic dispersion lower than 3 SMCD. Fixture has a luminous flux of 1965/2010/2123 Lm, with an efficiency of 68 Lm/W and a total consumption of 31 W. The average life for the luminaire is 50000 h (established at a minimum flux of 70 % from the original). Luminaire built-in an auxiliary gear ON/OFF fed at 220-240V; 50/60 Hz.

Item code	11.1221.XX00.XX
Product type	IN
Category	Recessed Downlights
Family	Brim
Subfamily	Brim T2 Cono
Materials	Luminaire body built in die-cast aluminium.
Optical system	Luminaire built-in a primary reflector made of high purity aluminium plus an antiglare cone.
Installation instructions	Luminaire designed for ceiling recessed installation.
Pictograms	  

Reflectors

- 10 = 10°
- 25 = 25°
- 50 = 50°



11.■■■■■.■■■■.■■

Cone reflector

- 00.02 = Golden cone
- 00.04 = Black cone
- 00.21 = Grey cone
- 00.33 = White cone



11.■■■■■.■■■■■.■■

Accessories

- 11.1200.0001.00 Protection glass.
- 11.1200.0003.00 Anti glare honeycomb.