


Dimensions

Product dimensions (mm)	595 x 1195 x 11
Packing dimensions (mm)	640 x 1240 x 50
Net weight (g)	5760
Gross weight (Kg)	6

Scheme

Scheme



High efficiency luminaire 600 x 1200 for ridding ceilings from the TROLL family Panel Eco.

DESCRIPTION

High efficiency luminaire 600 x 1200 for ridding ceilings from the TROLL family Panel Eco setting an advanced and innovative thermal balance system through passive dissipation with stable colour temperature of 4000° K (neutral white) optimised to be used as general lighting of offices, schools, commercial areas or architectural spaces. Designed for ceiling recessed installation. Luminaire body made from stainless steel sheet finished in white. Luminaire is IP40. Luminaire built-in a Polycarbonate opal diffuser with an angle beam of 120°. Luminaire sets a 74 W LED source with CRI higher than 85 % and a chromatic dispersion lower than 3 SMCD. Fixture has a luminous flux of 6320 Lm, with an efficiency of 85,1 Lm/W and a total consumption of 74,3 W. The average life for the luminaire is 50000 h (stabilised at a minimum flux of 70 % from the original). Luminaire built-in a DALI dimmable electronic control gear fed at 220-240V; 50/60 Hz.

Product

Real power (W)	74,3
Real luminous flux (Lm)	6320
Luminous efficiency (Lm/W)	85,1
Beam angle (°)	120
Life time (h)	50000
IP	40/20
IK	05
Electrical class insulation	Class 2
Operating temperature	from -20°C to 35°C
Electrical feeding	220..230V, 50/60Hz
Colour	White
Energy efficiency class	A

Item code 11.0040.3403.33

Product type IN

Category Recessed Luminaires

Family Panel

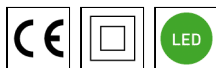
Subfamily Eco Panel

Materials Luminaire body made from stainless steel sheet.

Optical system Luminaire built-in a Polycarbonate opal diffuser.

Installation instructions Luminaire designed for ceiling recessed installation.

Pictograms



Control gear

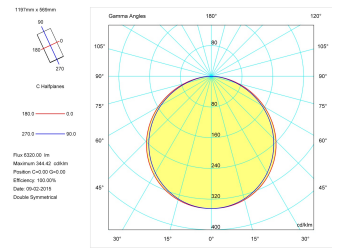
Control gear included	Yes
Control gear	DALI Dimmable Electronic Control Gear

Light source

Light source included	Yes
Light source	Led
Nominal power (W)	68
Nominal luminous flux (Lm)	7800
Colour temperature (K)	4000
Colour consistency (SDCM)	3
CRI	80

Photometry

Photometry



Accessories

11.1615.0003.33

Accessory for installation on surface.

11.1615.0013.33

Accessory for hanging installation with frame 600 x 1200.