




Dimensions

| | |
|-------------------------|-----------------|
| Product dimensions (mm) | 297 x 1197 x 11 |
| Packing dimensions (mm) | 360 x 1330 x 50 |
| Net weight (g) | 2880 |
| Gross weight (Kg) | 3 |

Scheme

Scheme



High efficiency luminaire 300 x 1200 for ridding ceilings from the TROLL family Panel Eco.

DESCRIPTION

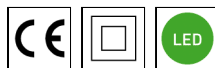
High efficiency luminaire 300 x 1200 for ridding ceilings from the TROLL family Panel Eco setting an advanced and innovative thermal balance system through passive dissipation with stable colour temperature of 4000° K (neutral white) optimised to be used as general lighting of offices, schools, commercial areas or architectural spaces. Designed for ceiling recessed installation. Luminaire body made from stainless steel sheet finished in white. Luminaire is IP40. Luminaire built-in an Polycarbonate opal diffuser with an angle beam of 115°. Luminaire sets a 34,5 W LED source with CRI higher than 85 % and a chromatic dispersion lower than 3 SMCD. Fixture has a luminous flux of 3253 Lm, with an efficiency of 86 Lm/W and a total consumption of 38 W. The average life for the luminaire is 50000 h (stabilised at a minimum flux of 70 % from the original). Luminaire built-in an 1-10V dimmable electronic control gear fed at 220-240V; 50/60 Hz.

Product

| | |
|-----------------------------|--------------------|
| Real power (W) | 38 |
| Real luminous flux (Lm) | 3253 |
| Luminous efficiency (Lm/W) | 86 |
| Beam angle (°) | 115 |
| Life time (h) | 50000 |
| IP | 40/20 |
| IK | 05 |
| Electrical class insulation | Class 2 |
| Operating temperature | from -20°C to 35°C |
| Electrical feeding | 220..230V, 50/60Hz |
| Colour | White |
| Energy efficiency class | A |

| | |
|---------------------------|---|
| Item code | 11.0040.2402.33 |
| Product type | IN |
| Category | Recessed Luminaires |
| Family | Panel |
| Subfamily | Eco Panel |
| Materials | Luminaire body made from stainless steel sheet. |
| Optical system | Luminaire built-in a Polycarbonate opal diffuser. |
| Installation instructions | Luminaire designed for ceiling recessed installation. |

Pictograms



Control gear

| | |
|-----------------------|--|
| Control gear included | Yes |
| Control gear | 1-10V Dimmable Electronic Control Gear |

Light source

| | |
|----------------------------|-------|
| Light source included | Yes |
| Light source | Led |
| Nominal power (W) | 34.5 |
| Nominal luminous flux (Lm) | 4253 |
| Average life time (h) | 50000 |
| Colour temperature (K) | 4000 |
| Colour consistency (SDCM) | 3 |
| CRI | 80 |

Photometry

Photometry

1195mm x 295mm

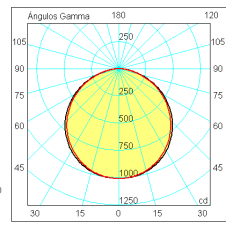


Semiplanos C

180 0 — 0.0

270 0 — 90.0

Fluxo 3917.39 lm
 Máximo 1004.72 cd
 Potência C=0.00 C=0.00
 Rendimento: 100.00%
 Ficha: 20/03/2018
 Bissimétrico



Accesorios

11.1615.0002.33

Accessory for installation on surface.

11.1615.0012.33

Accessory for hanging installation with frame 300 x 1200.