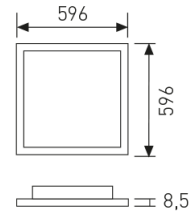


Dimensions	
Product dimensions (mm)	595,5 x 595,5 x 8,5
Packing dimensions (mm)	640 x 640 x 50
Net weight (g)	3000
Gross weight (Kg)	3,1

Scheme	
Scheme	



### High efficiency luminaire 600 x 600 for ridding ceilings from the TROLL family Panel Eco.

#### DESCRIPTION

High efficiency luminaire 600 x 600 for ridding ceilings from the TROLL family Panel Eco setting an advanced and innovative thermal balance system through passive dissipation with stable colour temperature of 4000° K (neutral white) optimised to be used as general lighting of offices, schools, commercial areas or architectural spaces. Designed for ceiling recessed installation. Luminaire body made from stainless steel sheet finished in white. Luminaire is IP40. Luminaire built-in an Polycarbonate opal diffuser with an angle beam of 110°. Luminaire sets a 36 W LED source with CRI higher than 80 % and a chromatic dispersion lower than 3 SMCD. Fixture has a luminous flux of 3907 Lm, with an efficiency of 100 Lm/W and a total consumption of 40 W. The average life for the luminaire is 50000 h (stabilised at a minimum flux of 70 % from the original). Luminaire built-in an 1-10V dimmable auxiliary gear fed at 220-240V; 50/60 Hz.

Item code	11.0040.1402.33
Product type	IN
Category	Recessed Luminaires
Family	Panel
Subfamily	Eco Panel
Materials	Luminaire body made from stainless steel sheet.
Optical system	Luminaire built-in a Polycarbonate opal diffuser.
Installation instructions	Luminaire designed for ceiling recessed installation.

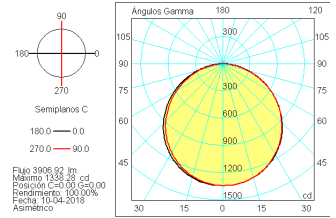
Product	
Real power (W)	40
Real luminous flux (Lm)	3907
Luminous efficiency (Lm/W)	100
Beam angle (°)	110
Life time (h)	50000
IP	40/20
IK	05
Electrical class insulation	Class 2
Operating temperature	from -20°C to 35°C
Electrical feeding	220..230V, 50/60Hz
Colour	White
Energy efficiency class	A+

Control gear	
Control gear included	Yes
Control gear	1-10V Dimmable Electronic Control Gear
Factor de potencia	0,95

Light source	
Light source included	Yes
Light source	Led
Nominal power (W)	36
Nominal luminous flux (Lm)	4800
Average life time (h)	50000
Colour temperature (K)	4000
Colour consistency (SDCM)	3
CRI	80

#### Photometry

Photometry



Accesorios

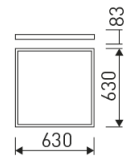
007/6060

Adapter frame to install visible profile luminaire to a smooth non-modular. Drill 610x610.

Picture



Scheme



11.1615.0001.33

Accessory for installation on surface

40/L/S/21

Accessory for installation on surface.

Scheme

